


Kahoots

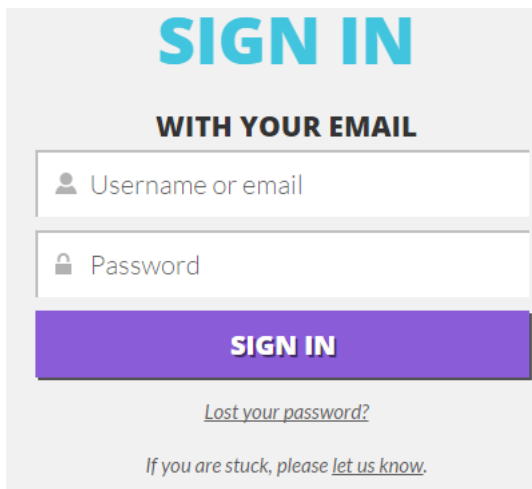
FINDING PUBLIC KAHOOTS

1. Go to the website: <https://getkahoot.com/>
2. Click **SIGN IN** if you already have a Kahoot Account.

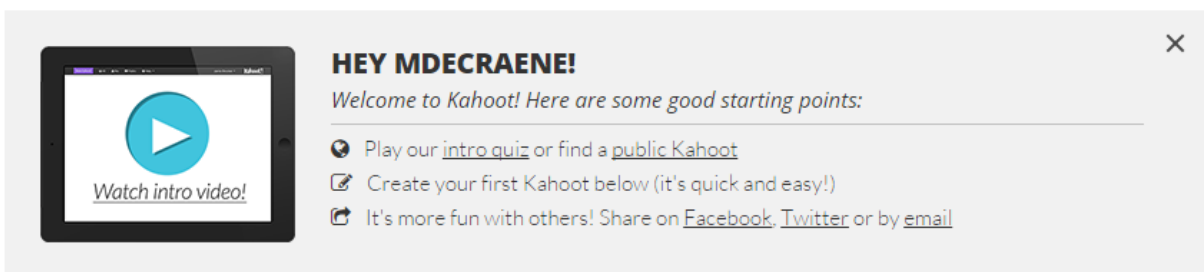
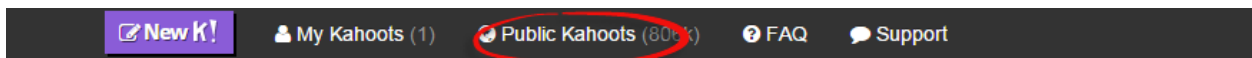


If you don't already have a Kahoot Account, Click **GET MY FREE ACCOUNT**.

3. Log into Kahoot with **Username** and **Password**.

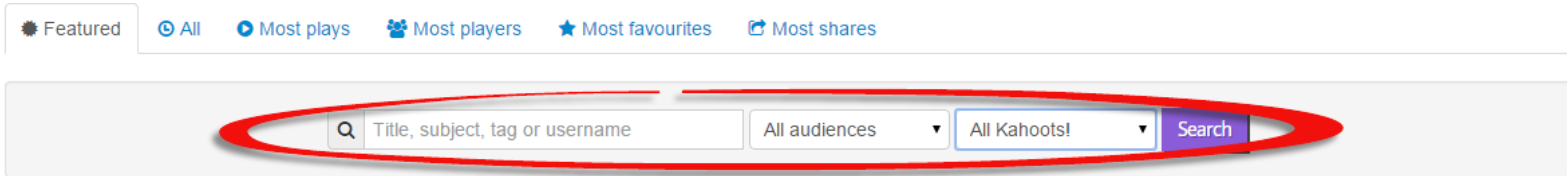
A screenshot of the Kahoot sign-in form. The form has a light gray background. At the top, it says "SIGN IN" in large, bold, blue letters, followed by "WITH YOUR EMAIL" in smaller, bold, black letters. There are two input fields: the first is labeled "Username or email" with a person icon, and the second is labeled "Password" with a lock icon. Below the fields is a purple button with "SIGN IN" in white. At the bottom, there is a link for "Lost your password?" and a note: "If you are stuck, please [let us know](#)."

4. Click on **Public Kahoots** at the top of the webpage.

A screenshot of a Kahoot welcome message. On the left is a video player with a play button and the text "Watch intro video!". To the right, it says "HEY MDECRAENE!" in bold. Below that, it says "Welcome to Kahoot! Here are some good starting points:". There are three bullet points: "Play our [intro quiz](#) or find a [public Kahoot](#)", "Create your first Kahoot below (it's quick and easy!)", and "It's more fun with others! Share on [Facebook](#), [Twitter](#) or by [email](#)".

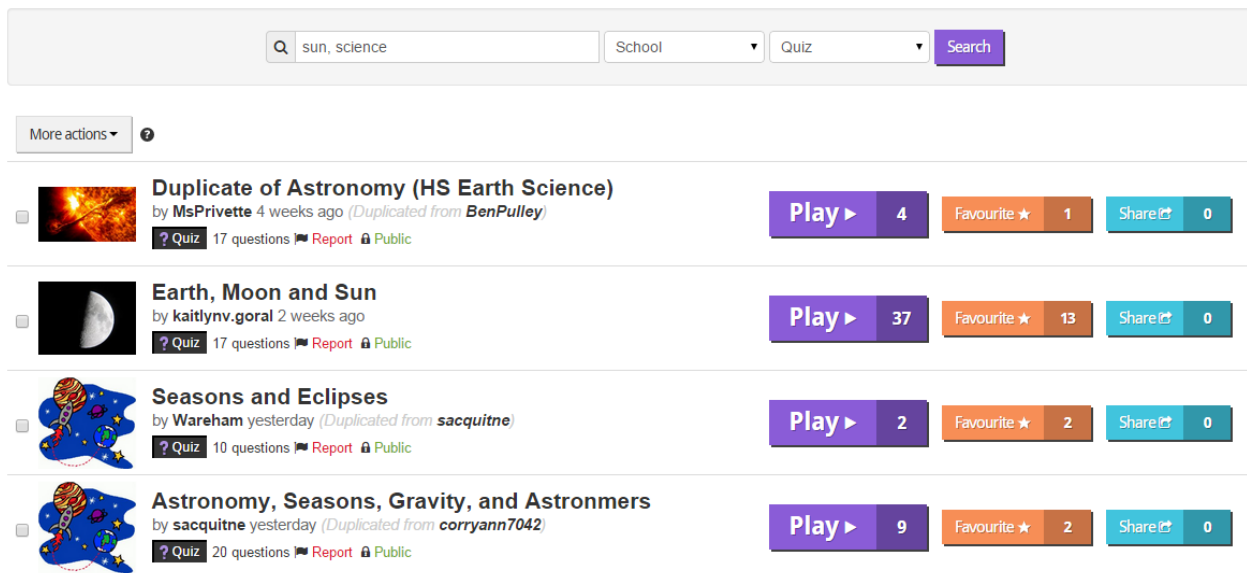
Kahoots

- In the Search Box, **type the Title, subject** etc. of what you would like to search. You can also narrow your audience to school. **Arrow down and select what type of Kahoot is to be searched: Quiz, Discussion or Survey.**



- Click Search.**

A list of Kahoots will populate based on the Search criteria.



- Click the Name of the Kahoot**



- Scroll down** to review the content, questions, etc. to view the Kahoot.
- If you want to view how the Kahoot what it would look on the iPad and the computer at the same time, **Click Preview.**
- If you want to Play the Kahoot immediately, **Click Play.**

11. If you like the Kahoot, **Add it to Favourites** so it will be available quickly in your Kahoots.

The screenshot shows a Kahoot quiz page for "Earth, Moon and Sun". It features a preview image of the moon, a "Play" button, and a "Favourite" button. Below the quiz title, there are statistics: 17 Questions, 37 Plays, 479 Players, 13 Favourites, and 0 Shares. The "Questions" section lists three questions with their respective time limits and number of choices. A red box with a "1" and an arrow points to the "Favourite" button, with the text "Scroll down to view the questions".

Earth, Moon and Sun
Test your knowledge of the Earth, Moon and Sun with this quiz!

solar system science 4th grade earth moon sun

Play ▶ Preview ⌵ Favourite ★

Share 📄 f t p g+ ✉

Or, copy & share this link: <https://play.kahoot.it/#/k/890ddea-8b0c-45e5-bb8b-b4b87efe7e4>

Visibility: 🌐 Public Created: 2 weeks ago By: kaitlynv.goral Audience: School Language: English 🚩 Report this Kahoot

17 Questions 37 Plays 479 Players 13 Favourites 0 Shares

Questions 👁 Show ALL answers

Kahoot! 1. What size is Earth compared to the Moon and Sun? 👁 Show answers 60 Seconds 4 Choices

Kahoot! 2. When the moon is between the Earth and Sun, which phase is it in? 👁 Show answers 30 Seconds 4 Choices

Kahoot! 3. The moon gets its light from the.... 👁 Show answers 30 Seconds 4 Choices